



POLY MAX® HIGH TACK EXPRESS SAUSAGE

SOLVENT-FREE ASSEMBLY ADHESIVE WITH VERY HIGH INITIAL BOND STRENGTH



PRODUCT DESCRIPTION

Solvent-free assembly adhesive based on SMP-Polymer with very high initial bond strength and very fast strength gain. Excellent for heavy materials.






FIELD OF APPLICATION

For bonding and fixing many construction materials on practically all surfaces, such as wood, plaster, (natural) stone, (cellular) concrete, metal, hard foam and various plastics. Suitable for internal and external applications, such as panels, ceiling elements, roof fascias, panelling and insulation material, mirrors, timber framework, skirting boards and laths. For all professional applications including wall and interior construction, house, utility and bodywork building. Not suitable for PE, PP, PTFE, pure plaster and bitumen. When gluing plastics always perform an adhesion test first. Adhesion to plastics can vary depending on the type of synthetic and the quality of the plastic.

PROPERTIES

- Very high initial bond strength
- Very fast strength gain
- Permanently elastic
- Very good filling capacity
- Good standing power
- Non-shrinking, 100% adhesive
- Solvent-free
- No soiling of joint edges
- All-weather resistant
- Resistant to temperatures between -40°C and +100°C
- Paintable
- Curing ca. 1.6 mm/24 hours

CERTIFICATES & STANDARDS

Certificates	
	KOMO: Assembly adhesive. Certificate 32992 based on BRL 3107.
	ATG: Mounting adhesives. Certificate ATG 2870.
	TÜV SÜD: Approval mark for screwless mounting of metal stud interior walls, certificate nr. 20 01 90 317 001 based on work instruction nr. MUC-KSP-A 1044
	TÜV: Approved and certified by TÜV Rheinland on shear strength, tensile strength, elasticity and adhesion to different materials. Certificate TÜV 43168.
	EMICODE: Classification system (GEV) of emission properties for construction products in indoor areas. EC-1 Plus (Very low emission Plus)

PREPARATION

Working Conditions: The ambient temperature, the adhesive and the materials to be bonded should be no less than +5°C.

Surface Requirements: Surfaces must be clean, dust- and grease-free. Surface must be solid. The surface may be slightly moist. Use of primer not required.

Tools: Poly Max® sausage gun, Poly Max® High Tack V-nozzle and rubber hammer.

Our advice is based on extensive research and practical experience. However, in view of the large variety of materials and the conditions under which our products are applied, we assume no responsibility for the results obtained and/or any damage caused by the use of the product. Nevertheless, our Service Department is always at your disposal for any advice needed.



POLY MAX® HIGH TACK EXPRESS SAUSAGE

SOLVENT-FREE ASSEMBLY ADHESIVE WITH VERY HIGH INITIAL BOND STRENGTH

APPLICATION

Coverage: One sausage provides approx. 11-13 metres of adhesive.

Directions for use:

Apply only with Poly Max® High Tack V-nozzle and Poly Max® sausage gun.

1. Turn sealing ring off front side of sausage gun. 2. Click High Tack V-nozzle into sealing ring. 3. Press and hold Direct Stop and pull the metal rod backwards. 4. Place sausage in sausage gun. 5. Cut open sausage immediately after closing bob e.g. with a pair of pliers. 6. Turn sealing ring back on sausage gun. 7. Press Direct Stop again and push rod against the sausage. Depending on the weight of the material, apply the adhesive evenly in vertical strips or dots at intervals of between 10 and 40 cm. Always apply adhesive to the corners and along the edges. Mutual moving of materials (facade panels) can be accommodated through an adhesive thickness of 3 mm (use spacer blocks, or tape). Assemble materials with a pushing movement and press or knock firmly together. Correction is still possible.

Stains/residue: Remove adhesive residues immediately with white spirit. Dry adhesive residue can only be removed mechanically.

Points of attention: The following drying times are based on bonding at least one porous material and an adhesive layer of approx. 1 mm thickness. If two non-porous materials are being bonded and/or the layer of adhesive is thicker, the drying times may be substantially longer.

TECHNICAL SPECIFICATIONS

100% modulus:	2.2 MPa
Bonding technique:	1-Sided application
Chemical base:	SMP Polymer
Chemicals resistance:	Good
Cure rate:	1.6 mm/24h
Density approx.:	1.52 g/cm ³
Elasticity:	Good
Elongation of rupture:	100 %
Filling capacity:	Very good
Final bond strength:	400 N/cm ²
Final bond strength after:	4 hours. This might vary, based on circumstances, like materials, temperature and humidity.
Hardness (Shore A):	73
Initial Bonding after:	30 minutes. This might vary, based on circumstances, like materials, temperature and humidity.
Initial bond strength:	100 N/cm ²
Minimum temperature resistance:	-40 °C
Maximum temperature resistance:	100 °C
Mildew resistance:	Good
Moisture resistance:	Very good
Paintability:	Good
Shear strength:	400 N/cm ²
Skinover time:	10-15 minutes
Solid matter approx.:	100 %
Solvent free:	Yes
Tensile strength (N/cm ²) approx.:	280 N/cm ²
UV resistance:	Good
Viscosity:	Pasty
Water resistance:	Good

STORAGE CONDITIONS

Shelf life: At least 18 months after production.

Store dry in sealed packaging between +5°C and +25°C.

Limited shelf life after opening.

Our advice is based on extensive research and practical experience. However, in view of the large variety of materials and the conditions under which our products are applied, we assume no responsibility for the results obtained and/or any damage caused by the use of the product. Nevertheless, our Service Department is always at your disposal for any advice needed.